



















Time Frame – 1 to 14 days

<i>Stocks and Precious Metals</i>	<i>Energies and Grains</i>	<i>Softs and Meats</i>
 BULLISH DJIA	 Bull/Bear 50/50 Crude Oil	 Bull/Bear 50/50 Coffee
 BULLISH S&P500	 Bear/Bull 60/40 Natural Gas	 BULLISH Orange Juice
 BULLISH NASDAQ	 Bull/Bear 50/50 Heating Oil	 Bull/Bear 50/50 Cocoa
 Bear/Bull 60/40 VIX	 BEARISH Wheat	 Bull/Bear 50/50 Sugar
 BULLISH Gold	 Bull/Bear 50/50 Corn	 Bull/Bear 50/50 Cotton
 BULLISH Silver	 BEARISH Soy	 Bull/Bear 60/40 Live Cattle

NOTE: Bull/Bear and Bear/Bull strategies are derived from combining the BarChart technical rating with the fundamental rating for each market, with general weightings of 40% and 60% respectively.

Refer to the back page for the breakdown of each market's BarChart technical rating and the fundamental rating.