













Time Frame: 60+ days

<i>Stocks and Precious Metals</i>	<i>Energies and Grains</i>	<i>Softs and Meats</i>
 DJIA Bull/Bear 50/50	 Crude Oil Bull/Bear 50/50	 Coffee BULLISH
 S&P500 Bull/Bear 50/50	 Natural Gas Bull/Bear 50/50	 Orange Juice Bull/Bear 50/50
 NASDAQ Bull/Bear 50/50	 Heating Oil Bull/Bear 50/50	 Cocoa Bull/Bear 50/50
 VIX Bull/Bear 50/50	 Wheat Bull/Bear 50/50	 Sugar BULLISH
 Gold BULLISH	 Corn BULLISH	 Cotton Bull/Bear 50/50
 Silver Bull/Bear 50/50	 Soy Bull/Bear 50/50	 Live Cattle Bull/Bear 50/50

NOTE: Bull/Bear and Bear/Bull strategies are derived from combining the BarChart technical rating with the fundamental rating for each market, with general weightings of 40% and 60% respectively.

Refer to the back page for the breakdown of each market's BarChart technical rating and the fundamental rating.