


















*Time Frame: 60+ days*

| <i>Stocks and Precious Metals</i>  | <i>Energies and Grains</i>   | <i>Softs and Meats</i>   |
|--|--|--|
| <br><b>Bull/Bear 50/50</b><br>DJIA    | <br><b>BULLISH</b><br>Crude Oil           | <br><b>BEARISH</b><br>Coffee                |
| <br><b>Bull/Bear 50/50</b><br>S&P500  | <br><b>Bull/Bear 50/50</b><br>Natural Gas | <br><b>Bull/Bear 50/50</b><br>Orange Juice  |
| <br><b>Bull/Bear 50/50</b><br>NASDAQ | <br><b>BULLISH</b><br>Heating Oil        | <br><b>Bull/Bear 50/50</b><br>Cocoa        |
| <br><b>Bull/Bear 50/50</b><br>VIX   | <br><b>Bull/Bear 50/50</b><br>Wheat     | <br><b>BULLISH</b><br>Sugar               |
| <br><b>BULLISH</b><br>Gold          | <br><b>Bull/Bear 50/50</b><br>Corn      | <br><b>Bull/Bear 50/50</b><br>Cotton      |
| <br><b>BULLISH</b><br>Silver        | <br><b>Bull/Bear 50/50</b><br>Soy       | <br><b>Bull/Bear 50/50</b><br>Live Cattle |

**NOTE:** Bull/Bear and Bear/Bull strategies are derived from combining the BarChart technical rating with the fundamental rating for each market, with general weightings of 40% and 60% respectively.

Refer to the back page for the breakdown of each market's BarChart technical rating and the fundamental rating.