














Time Frame: 60+ days

<i>Stocks and Precious Metals</i>	<i>Energies and Grains</i>	<i>Softs and Meats</i>
 Bull/Bear 60/40 DJIA	 BULLISH Crude Oil	 Bull/Bear 50/50 Coffee
 Bull/Bear 60/40 S&P500	 Bull/Bear 50/50 Natural Gas	 Bull/Bear 50/50 Orange Juice
 Bull/Bear 60/40 NASDAQ	 BULLISH Heating Oil	 Bull/Bear 50/50 Cocoa
 Bull/Bear 50/50 VIX	 Bull/Bear 50/50 Wheat	 BULLISH Sugar
 BULLISH Gold	 Bull/Bear 50/50 Corn	 Bull/Bear 50/50 Cotton
 BULLISH Silver	 Bull/Bear 50/50 Soy	 Bull/Bear 50/50 Live Cattle

NOTE: Bull/Bear and Bear/Bull strategies are derived from combining the BarChart technical rating with the fundamental rating for each market, with general weightings of 40% and 60% respectively.

Refer to the back page for the breakdown of each market's BarChart technical rating and the fundamental rating.